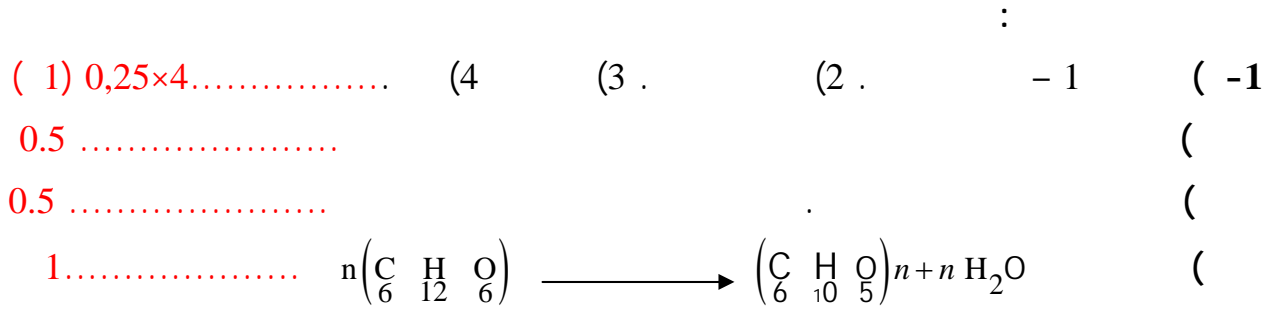


|                      |   |       |           |
|----------------------|---|-------|-----------|
|                      |   |       |           |
| <b>2011 – 2010 :</b> |   |       |           |
| <b>03 :</b>          | : | . . : | <b>1:</b> |
|                      |   |       | / :       |



(2) - - 2

4-1 -

8-4

( ) -

(6) -

(10-8) -

( 01) 4× 0,25 .....

(3) (

( )

( )

( )

( 01) 0,25×4 ... .

:

01 .....

(2)

(1)

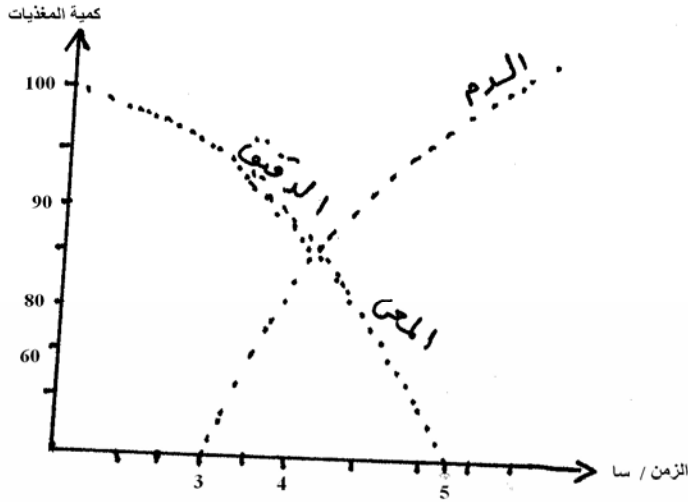
01 .....

(2)

01 .....

01 .....

(3)



العنوان : تغيرات كمية المغذيات في كل من الدم والمعي بدلالة الزمن

-4

(3)

(5)(4)

(3)

0.5 .....

-5


0.5 .....

-

-6

( 2 ) .....

0,25 ..... - 1  
 0,75 ..... -  
 0,25..... - 2  
 0.75..... - 3  
 0,75 ..... .(6.4),(8.2),(1.5) ,(7.3) : -



0.5.....  $(xy + 6) = 2 \Leftrightarrow 8 = 2$  -4  
 -5

0.75..... X.Y (604)

05.....  $\theta_4 \vee_2 \theta_5 \theta_7$  6.8.1.3  
 05.....  $\theta_6 \vee_8 \theta_1 \theta_3$  4.2.5.7  
 05..... X+3  
 Y+3

(X) : -  
 0.75.....  
 0.5 ..... -

( 0,75) 0,25x3 ..... -6  
